



OLD HICKORY — SHEDS —



OLDHICKORYSHEDS.COM



FACEBOOK.COM/OLDHICKORYBUILDINGS
INSTAGRAM.COM/OLDHICKORYBUILDINGS
TIKTOK.COM/@OLDHICKORYBUILDINGS
PINTEREST.COM/OLDHICKORYBUILDINGS



SCAN QR CODE FOR PRICING OR ASK YOUR LOCAL DEALER FOR THE PRICE LIST

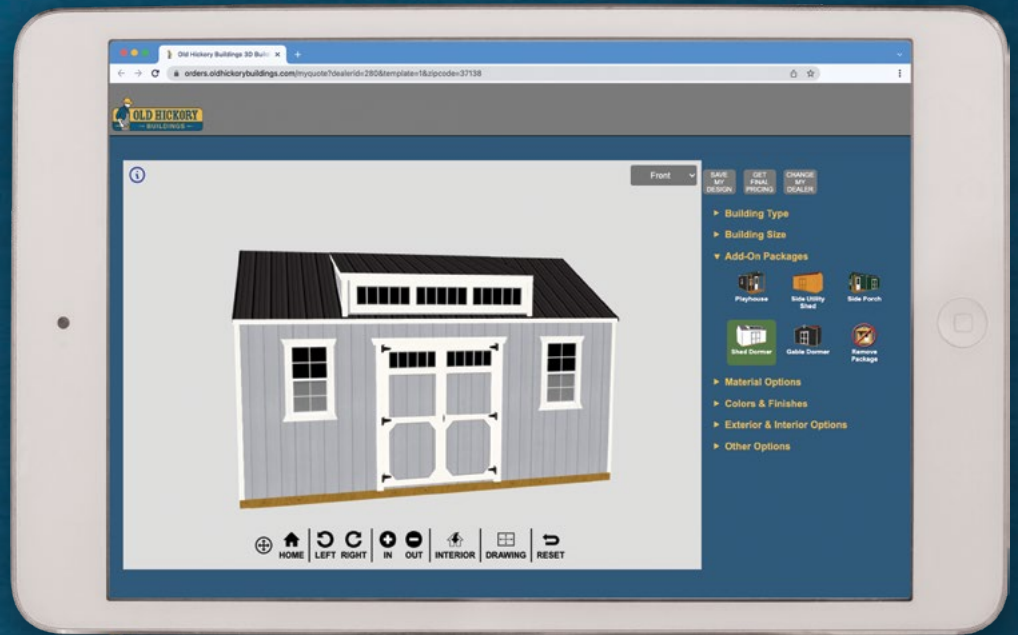


FROM YOUR *Imagination* TO OUR BUILDERS



Visit orders.oldhickorybuildings.com/myquote or use a tablet to scan the QR code to the left to check out our 3D Build & Price tool. It can help you design the building of your dreams and obtain a price directly from your nearest dealer!

- ✔ Select the building type, size, add-on package, color and choose from a wide variety of other options.
- ✔ Move features by clicking and dragging them on the building...or use the object controller...it's easy!
- ✔ Use your mouse or the view control menu to zoom in and out or to rotate left and right.
- ✔ View the interior or see a 2D drawing to make sure objects are placed where wanted.
- ✔ Designs can be saved and returned to later for further modification...no need to start over!
- ✔ Click the GET FINAL PRICING button to send your design to your local dealer and they'll provide the FINAL PRICE!



Standard Metal Roofing Colors

One Standard Metal Roof Color included in price. Same price for Standard Metal or Shingle Roof.

HUNTER GREEN

CHARCOAL

BURNISHED SLATE

BLACK

SILVER



Special Order Metal Roofing Colors

Adds one week to the lead-time and has a slight upcharge. See our Price List or ask your local dealer for details.



Metal color availability and color names vary by region. Please consult your dealer for options in your area.



Shingle Roof Colors

WEATHERED WOOD

DARK BROWN

BLACK



Standard Paint Colors

One Standard Paint Color included in price.

BARN WHITE

EAGLET BEIGE
(replaced Navajo)

CREWEL TAN
(replaced Beige)

HARDWARE
(replaced Clay)

THATCH BROWN
(replaced Buckskin)

DARK CLOVE
(replaced Brown)

PEWTER CAST
(replaced Gap Gray)

STEELY GRAY
(replaced Gray Shadow)

SMOKY BLUE

ROSEMARY GREEN

RUSTIC RED
(replaced Barn Red)

TRICORN BLACK
(replaced Black)



Standard paints are Sherwin Williams® A-100®.

We offer over 1,000 Sherwin Williams® A-100® custom paint colors. See dealer for details.



Urethane Colors

Urethane Colors require an upcharge based on building size. See our Price List or ask your local dealer for details.

HONEY GOLD

MAHOGANY

DRIFTWOOD

CHESTNUT BROWN

DARK EBONY



Actual colors may vary from those displayed in brochure. See dealer for actual color swatch. Old Hickory Sheds, LLC is not responsible for colors not matching the brochure.



Standard Buildings

Choose a Standard Building Style then choose an Add-On Package below.



Lofted Barns

The Lofted Barn is ideal for customers needing to maximize their available storage space. The gambrel (barn-style) roof provides a traditional appearance and increases the total loft space.



- Iconic barn-style roof
- 6'3" standard inside wall height for treated buildings
- 6'4.5" standard inside wall height for painted buildings
- 7' (81" inside) wall height available
- Up to 8' of loft included FREE (No price credit for subtracting loft)
- 8' wide buildings come with a single barn door
- 10' and wider buildings come with double barn doors (excluding packages)
- See Price List for available sizes in your area



Utility Sheds

The gable style roof of the Utility Shed provides the option for increased wall height, making it feel more spacious on the inside and leaving room on the walls for taller storage shelves, long garden tools, or ladders.



- 5/12 Pitch gable-style roof (7/12 roof pitch upgrade available)
- 6'3" standard inside wall height for treated buildings
- 6'4.5" standard inside wall height for painted buildings
- 7' (81" inside) or 8' (92" inside) wall heights available
- 8' wide buildings come with a single barn door
- 10' and wider buildings come with double barn doors (excluding packages)
- Loft can be added for additional cost
- See Price List for available sizes in your area

Add-On Packages

Our Add-on Packages include a variety of popular design features that can turn your simple Lofted Barn or Utility Shed into an attractive feature on your property! Add-on Package prices are for Lofted or Utility Style Buildings only. For package deals, some options may be removed but no credit given on price.



Playhouse



Includes: 9-Lite House Door, 4' porch (included in total building length), two porch support posts, three 2' x 3' single-pane windows. Utility style Playhouse has 8' walls as standard (7' walls are optional at same price).
NOTES: Building must include a porch to get package price.



Deluxe Playhouse



Includes: 9-Lite House Door, bay style windows with wrap around porch (total length of building includes 4' of porch), porch railing in 3 sections (approx. 4' each), four porch support posts, five 2' x 3' single-pane windows. Utility style Deluxe Playhouse has 8' walls.

NOTES: Building must include a porch to get package price. Minimum size is 12' x 24'. Building image shown with additional options.



Side or Center Porch



Side Porch Includes: 9-Lite House Door, 4' depth porch with railing on short side (porch included in total building length), one porch support post, two 2' x 3' single-pane windows, double Barn Doors. Utility style Side Porch has 8' walls.

NOTES: Building must include a porch to get package price. Building image shown with additional options.

Center Porch Includes: 9-Lite House Door, two 2' x 3' single-pane windows, 12' wide x 4' deep standard porch size, two porch posts with 2 sections of railing. Utility style Center Porch has 8' walls.

NOTES: Building must include a porch to get package price. Minimum size is 12' x 24'. Building image shown with additional options.



Garage



Includes: Garage Door (8' wide x 7' tall or 9' wide x 7' tall), solid House Door (or 9-Lite House Door upgrade), one 2' x 3' single-pane window, 12" on center floor joists for heavier loads. Utility style Garage package has 8' walls.

NOTES: Building must include a garage door and house-style door to qualify for package price. Some building widths require the purchase of additional skids depending on location. See your dealer for details.



Gable Dormer



Includes: One 18" octagonal window, treated buildings have 92" inside walls. Painted / Urethane buildings have 93.5" inside walls.

NOTES: More than one dormer can be added to a building if size permits. Up to 10' maximum gable width. Building image shown with additional options.



Shed Dormer



Includes: Comes standard with a 7/12 pitch roof, three 10" x 29" horizontal windows. Treated buildings have 81" inside walls. Painted/ Urethane buildings have 82.5" inside walls. Optional upgrade to 8' walls.

NOTES: Only available on 8', 10' & 12' widths and only for inside wall heights listed above. More than one dormer can be added to a building if size permits. Building image shown with additional options.

Specialty Buildings



Barns (Non-Lofted)

If you need simple outdoor storage space for gardening tools, lawn equipment or other miscellaneous items, then the Non-lofted Barn might be the right choice. It is tall enough for the average adult to stand in.


- Iconic barn appearance
- 4' side wall height
- 8' wide buildings come with a single barn door
- 10' and wider come with double barn doors
- See Price List for available sizes in your area
- Building image shown with additional options



Single Slope

The Single Slope can be placed with its back against a tree line or a property boundary, making the shed a part of your landscape. The high front can include horizontal windows to let in natural light.

- Single slope roof style
- Rear wall height: 84" (depending on siding chosen)
- Front wall height: minimum 100" (increases with shed width)
- Roof pitch: 3/12
- See Price List for available sizes in your area
- Building image shown with additional options



Cabanas

Cabanas are the ideal solution for affordable outdoor covered spaces. If your property is lacking a covered outdoor sitting area for you to enjoy, or maybe your local park is in need of a few gazebos for shaded relaxation...the Old Hickory Cabana can fit the bill!

- 5/12 pitch gable style roof
- 8ft side height
- Pressure treated deck boards
- Ten perimeter pressure treated posts
- Perimeter railing with spindles
- Two full width bench seats at each end
- See Price List for available sizes in your area



Side Gable

Side Gable Buildings are a great alternative to Side Entry Utility Sheds. Maybe you're positioning it along a property border, a tree line, or facing into a driveway...but you want the roof gable to have the same orientation. The Side Gable Building accomplishes this.

- 3/12 pitch gable style roof
- 81" inside wall height for T1-11 buildings
- 82.5" inside wall height for LP smart panel buildings
- 8ft wide buildings come with a single barn door
- 10ft and wider buildings come with double barn doors
- See Price List for available sizes in your area
- Building image shown with additional options

For Your Animals



Animal Shelters

- 1 1/4" Pressure Treated Kick Boards approximately 4' high, spaced 1.5" apart.
- Standard stall opening is 8' wide. One stall is standard per 12' of length (10' x 12' = 1 stall, 10' x 20' = 1 stall, 10' x 24' = 2 stalls).
- Tack room is not included. Additional stalls (includes opening and divider) can be added for an additional cost (optional). See Price List. Buildings will be set directly on ground with no blocking. Ground must be suitable for application prior to delivery.
- See Price List for available sizes in your area

- Tack rooms require a minimum of 4' added to the 12' of length needed per stall (E.g. 1-stall plus a 4' wide tack room requires a minimum of 16' total length).
- Tack Room starts on an outside end wall. Additional cost to start on an inside divider wall. See Price List.
- Pressure Treated or T&G flooring depending on area and availability.
- OSB divider wall between tack room & stall.
- 3' Wooden Barn Door on all tack rooms. Upgrade to 4' Wooden Barn Door. See Price List.



Chicken Coops

- 5/12 pitch gable style roof
- 6ft 3in wall height
- One 3ft wooden barn door
- Two 24in x 27in single-pane windows
- One roosting ladder
- One small chicken exit door
- 4 Nesting boxes with exterior hatch access.
- Extended nesting box (set of 6) available for 12' and longer. See price list.
- See Price List for available sizes in your area



Options & Add-Ons

See Options & Add-Ons Table in our Price List

Windows



18" OCTAGONAL



24" x 27" FOR LOFT



2' x 3' SINGLE & DOUBLE PANE



3' x 3' SINGLE & DOUBLE PANE



SHUTTER TRIM SHOWN ON 2'x3'



10" x 35"



10" x 29"

Window trim will either be painted for LP Smart Panel Siding or Water Sealed for T1-11 Pressure Treated Siding.

Doors



3' SINGLE BARN




3' SINGLE BARN WITH 10"x29" WINDOW



4' SINGLE BARN



4' SINGLE BARN WITH 10"x35" WINDOW



DOUBLE BARN



DOUBLE BARN WITH 10"x29" WINDOWS




SOLID HOUSE DOOR




9-LITE HOUSE DOOR



OPENING LOFT DOOR



8' x 7' GARAGE



9' x 7' GARAGE

Door trim will either be painted for LP Smart Panel Siding or Water Sealed for T1-11 Pressure Treated Siding.

Options & Add-Ons

See Options & Add-Ons Table in our Price List

Flooring Options

You choose: 5/8" T&G Untreated Plywood Flooring or 5/8" T&G Engineered Panels Flooring



5/8" Tongue & Groove Untreated Plywood

- Features a limited lifetime warranty against delamination of plies



5/8" Engineered Tongue & Groove

- 5/8" Tongue and Groove, Engineered Panels
- Exceptional strength & stiffness for a flatter, more stable floor
- Free of knots and patches with a thermally fused face
- Advanced resins are moisture resistant
- Choose this if you want a seamless floor with a virtually flawless appearance

Upgrade: Single-layer or double-layer 3/4" Flooring. See Price List.

Standard floor designed for 300 lbs. POINT LOAD spread evenly over an area no less than 5 inches by 5 inches. Additional options are available. Upgrade to thicker flooring, 2x6" Joists and/or 12" On-Center Joists for a more heavy-duty floor.

Framing Upgrades



For Buildings with T1-11 Treated Siding

Upgrade to 16" On-Center Studs AND Trusses
(Standard is 24" On-Center for Studs and Trusses)



For Buildings with Painted LP Smart Panel

Upgrade to 16" Trusses (Standards is 16" On-Center Studs and 24" On-Center Trusses)

Floor Joist Upgrades



2x6 Pressure Treated Joists
2x4 are Standard




12" On-Center Floor Joists
16" OC is Standard


Interior Add-Ons



WORKBENCH



SHELVES



LOFT



Add-on Barriers



House Wrap Vapor Barrier
Recommended if you plan to insulate



Tar Paper
Under Roofing Only. Recommended for Shingle Roofs.

Exterior Add-Ons



ADD-ON:
EXTRA PORCH POST

ADD-ON:
PORCH RAILING

UPGRADE:
SUNBURST SPINDLES



ADD-ON:
6" FRONT &
BACK OVERHANG

ADD-ON:
7/12 ROOF PITCH

Siding Options

3/8" LP Smart Panel



LP Smart Panel is treated with LP's proprietary SmartGuard® process. With four components of protection, the process adds strength, is weather resistant, and helps the siding withstand impacts, freeze/thaw cycles, high humidity, fungal decay and termites.

5/8" T1-11 Pressure Treated



T1-11 is tried and true, premium grade real plywood exterior siding that is protected against rotting, fungal decay and termites. It's available with a water sealer (except for Build On Site).





No Strings Attached

Our low monthly rental rates are comparable to mini-warehousing rates. Our no strings attached plan allows you to have your own storage facility at your home or business, when and where you need it. The rental agreement is on a month-to-month basis, meaning you have the flexibility to turn in the building at any time for any reason.

WHY PAY RENT, WHEN YOU CAN RENT TO OWN (See dealer for details.)

Early Payoff / 90 Days Same As Cash

Payoff anytime with no penalty. There is also a discount off the rental balance for those who pay off early. If you decide to pay off the building within 90 days, we'll waive the entire cost of lease services.

Available RTO terms may change by location. See your local dealer for details. The Rent-to-Own transaction is a rental-purchase agreement. You will not own the merchandise until the total amount necessary to acquire ownership is paid in full or you exercise your early purchase option ("EPO").

Five Year Limited Warranty

We offer you peace of mind. With a limited 5-year warranty backed by a company that has been in business since 1997, you can trust that Old Hickory will be there if you need them. With our warranty written, there will be no surprises in the rare event of a claim.

Limited Lifetime Warranty

Against termite damage and fungal decay on all pressure treated wood, including pressure treated skids and floor joists (on all models).



SCAN QR CODE TO VIEW WARRANTY

30 Year Limited Warranty On Metal & 50 Year Manufacturer's Warranty On LP Smart Siding

All metal roofing comes with a 30-year limited warranty against rust through. For LP Smart Panel Siding, follow the link provided for more information: <https://lpcorp.com/products/outdoor-living/products/trim-siding>

Engineer Certified

Engineer Certified buildings are certified for local wind and snow load requirements (wind rating requires customer supplied anchors). See Price Lists for wind and snow load specifications. A standard set of engineered plans are available upon request after purchase of a building. We employ a full-time engineer for quick turnaround for custom plans or builds. Visit our website or consult your local dealer for more details.

Price does not include anchors. Additional options are available – see dealer/website for more details. Extra charges apply for custom plans, calculations or elevations. Designed to meet IBC standards – not guaranteed for every local jurisdiction. Our buildings are classified as Minor Storage Facilities (Occupancy Category 1) and not intended for any other use. Economy style Buildings are not certified as a standard. These can be built as certified for an additional charge.

Free Delivery & Easy Setup Within 30 Miles

We will provide you with a quick and efficient delivery experience. Delivery site must be accessible with a truck and trailer. **NO SITE PREPARATION NECESSARY** if site is accessible with truck and trailer and site is **NO MORE THAN 3 FEET OUT OF LEVEL. FIRST 30 MILES FREE. Over 30 miles subject to additional charge.**

FREE SETUP includes leveling the building to the specifications on our blocking diagram (customer may request a copy from dealer), starting with one corner at ground level and raising it up to a maximum of 3 feet. If leveling requires 1 foot or less, pressure treated wood shims may be used. Customers who require their building to be set on concrete blocks must have them ready PRIOR to delivery OR have a clear agreement with the driver to supply the blocks at a price to be negotiated with the driver. It is the customer's responsibility to decide if ground conditions are unsuitable for delivery.

Low Price Guarantee

We'll match any competitor's advertised price for the same quality building.

The competitor's building must have the same or better quality materials and features. Consumers MUST provide an official quote on competitor letterhead, or show pricing in a brochure or on a price sheet that shows the building's size, type and add-on features.

The LOW PRICE GUARANTEE excludes competitor discounts on used or aged building inventory. Old Hickory reserves the right to make final price matching decisions.

Build On Site

LEAD TIMES VARY BY LOCATION. NOT AVAILABLE IN ALL AREAS.

Old Hickory Sheds offers a build-on-site program for those situations where delivery is not an option or a customer wants a customized solution. See your dealer for more information. Old Hickory Sheds cannot paint, urethane or water seal on-site buildings. Paint/Stain/Water Sealer is NOT included in the price and the painting/staining/sealing is not available as part of the built on site service. We also do not sell paint, stain or urethane. 8' walls on Lofted Barn and 8' walls on Utility Shed Dormer build on site is an additional cost. **Build on site requires additional fees paid to the builder. See local dealer for details.**



Scan The QR Code To The Left For Pricing Or Ask Your Local Dealer For The Price List

LOFTED BARN

Wall height is 6'3" (7' avail)



OLD HICKORY — SHEDS —

OLDHICKORYSHEDS.COM

STANDARD BUILDINGS

Choose a Standard Building Style & Size

Then choose an add-on package below
Your package price is added to the standard building price



SCAN THE QR CODE OR VISIT
OLDHICKORYBUILDINGS.COM/BROCHURE
TO VIEW & DOWNLOAD OUR FULL BROCHURE

ADD-ON PACKAGES



PLAYHOUSE

\$1,275

Adds \$59.03 to 36 month rent
Adds \$47.22 to 60 month** rent

Building must include a porch to get package price.



DELUXE PLAYHOUSE

\$2,065

Adds \$95.60 to 36 month rent
Adds \$76.48 to 60 month** rent

Building must include a porch to get package price.



SIDE OR CENTER PORCH

\$1,445

Adds \$66.90 to 36 month rent
Adds \$53.52 to 60 month** rent

Building must include a porch to get package price.



GARAGE

9' WIDE DOOR

\$1,445

Adds \$66.90 to 36 month rent
Adds \$53.52 to 60 month** rent

8' WIDE DOOR

\$1,430

Adds \$66.20 to 36 month rent
Adds \$52.78 to 60 month** rent

Building must include a garage door and house-style door to qualify for package price.



SHED DORMER

\$1,375

Adds \$63.66 to 36 month rent
Adds \$50.93 to 60 month** rent

Available only on Utility Sheds.
Available with 7' or 8' tall walls.



GABLE DORMER

\$1,375

Adds \$63.66 to 36 month rent
Adds \$50.93 to 60 month** rent

Available only on Utility Sheds.

ENGINEER CERTIFIED



Engineer Certified buildings are certified for 105 mph winds and 60 psf Ground Snow Load (wind rating requires customer supplied anchors). Higher Snow Load options available. See options table for pricing.

ONLINE 3D BUILDER

Visit orders.oldhickorybuildings.com/myquote or use a tablet to scan the QR code to the right to check out our 3D Build & Price tool. It can help you design the building of your dreams and obtain a price directly from your nearest dealer!



RENT TO OWN SECURITY DEPOSITS *

\$100: 8' & 10' wide buildings
\$300: 12' wide buildings
\$1,000: 14' wide buildings
\$1,500: 16' wide buildings

* Excludes Animal Shelters, Cabanas, Chicken Coops & Build On Site.

ANIMAL SHELTER SECURITY DEPOSITS

\$200: 8' & 10' wide buildings
\$600: 12' wide buildings
\$1,000: 14' wide buildings
\$2,000: 16' wide buildings

EXCEPTIONS & CONDITIONS

- *Prices shown include 3% discount offered for purchases made with cash or check. Credit card purchases are not eligible for the discounted price and will be priced 3% higher.
 - **Not available at all locations. See dealer for details.
 - Prices shown are pre-tax.
 - 12' wide and wider buildings are measured across the eaves due to DOT regulations (all others are measured from outside corners).
 - Free Delivery covers one trip up to 30 miles one way. Trips over 30 miles are subject to additional mileage fees. See dealer for details.
 - One color paint/water sealer included in prices. Urethane and additional colors are extra. (Excluding Build on Site).
- Old Hickory Sheds, LLC and its associates are not responsible for permits, snow/wind load requirements, covenant searches, restrictions, setbacks, yard damage, or underground damage. In very rare cases, underground footers may be required by local building codes. Old Hickory Sheds does not offer digging or footer services, and these are not included in free set up, however we can work with customer or contractor when required for an additional cost. Please contact your local Building Inspector and/or Homeowner's Association for information on requirements and restrictions.
- Old Hickory has the right to refuse any sale prior to the time when it is accepted and approved by Old Hickory's corporate office and the building is set up at customer's location.

SPECIALTY BUILDINGS

BARN (NON-LOFTED)

Wall height is 4'



SIZE	CASH PRICE*	RENT TO OWN (36 MO)	RENT TO OWN (60 MO)**
8x8	\$3,225	\$149 ³¹	\$119 ⁴⁴
8x10	\$3,475	\$160 ⁸⁸	\$128 ⁷⁰
8x12	\$3,625	\$167 ⁸²	\$134 ²⁶
8x16	\$4,625	\$214 ¹²	\$171 ³⁰
10x10	\$4,175	\$193 ²⁹	\$154 ⁶³
10x12	\$4,495	\$208 ¹⁰	\$166 ⁴⁸
10x14	\$5,045	\$233 ⁵⁶	\$186 ⁸⁵
10x16	\$5,275	\$244 ²¹	\$195 ³⁷
10x20	\$6,375	\$295 ¹⁴	\$236 ¹¹
12x16	\$6,795	\$314 ⁵⁸	\$251 ⁶⁷

SINGLE SLOPE

Front height increases with width



SIZE	CASH PRICE*	RENT TO OWN (36 MO)	RENT TO OWN (60 MO)**
8x12	\$4,150	\$192 ¹³	\$153 ⁷⁰
8x16	\$5,400	\$250 ⁰⁰	\$200 ⁰⁰
10x10	\$4,800	\$222 ²²	\$177 ⁷⁸
10x12	\$5,070	\$234 ⁷²	\$187 ⁷⁸
10x14	\$5,820	\$269 ⁴⁴	\$215 ⁵⁶
10x16	\$6,100	\$282 ⁴¹	\$225 ⁹³
10x20	\$7,500	\$347 ²²	\$277 ⁷⁸
12x16	\$7,600	\$351 ⁸⁵	\$281 ⁴⁸
12x20	\$8,520	\$394 ⁴⁴	\$315 ⁵⁶
12x24	\$9,720	\$450 ⁰⁰	\$360 ⁰⁰
12x28	\$11,100	\$513 ⁸⁹	\$411 ¹¹
12x30	\$11,950	\$553 ²⁴	\$442 ⁵⁹
12x32	\$12,550	\$581 ⁰²	\$464 ⁸¹
12x36	\$13,470	\$623 ⁶¹	\$498 ⁸⁹
12x40	\$14,950	\$692 ¹³	\$553 ⁷⁰
14x24	\$12,670	\$586 ⁵⁷	\$469 ²⁶
14x28	\$14,250	\$659 ⁷²	\$527 ⁷⁸
14x32	\$15,300	\$708 ³³	\$566 ⁶⁷
14x36	\$18,050	\$835 ⁶⁵	\$668 ⁵²
14x40	\$19,400	\$898 ¹⁵	\$718 ⁵²

ANIMAL SHELTERS

Wall height is 8'



SIZE	CASH PRICE*	RENT TO OWN (36 MO)	RENT TO OWN (60 MO)**
8x12	\$4,150	\$192 ¹³	\$153 ⁷⁰
8x16	\$5,400	\$250 ⁰⁰	\$200 ⁰⁰
10x10	\$4,800	\$222 ²²	\$177 ⁷⁸
10x12	\$5,070	\$234 ⁷²	\$187 ⁷⁸
10x14	\$5,820	\$269 ⁴⁴	\$215 ⁵⁶
10x16	\$6,100	\$282 ⁴¹	\$225 ⁹³
10x20	\$7,500	\$347 ²²	\$277 ⁷⁸
12x16	\$7,600	\$351 ⁸⁵	\$281 ⁴⁸
12x20	\$8,520	\$394 ⁴⁴	\$315 ⁵⁶
12x24	\$9,720	\$450 ⁰⁰	\$360 ⁰⁰
12x28	\$11,100	\$513 ⁸⁹	\$411 ¹¹
12x30	\$11,950	\$553 ²⁴	\$442 ⁵⁹
12x32	\$12,550	\$581 ⁰²	\$464 ⁸¹
12x36	\$13,470	\$623 ⁶¹	\$498 ⁸⁹
12x40	\$14,950	\$692 ¹³	\$553 ⁷⁰
14x24	\$12,670	\$586 ⁵⁷	\$469 ²⁶
14x28	\$14,250	\$659 ⁷²	\$527 ⁷⁸
14x32	\$15,300	\$708 ³³	\$566 ⁶⁷
14x36	\$18,050	\$835 ⁶⁵	\$668 ⁵²
14x40	\$19,400	\$898 ¹⁵	\$718 ⁵²
>16x24	\$15,100	\$699 ⁰⁷	\$559 ²⁶
>16x28	\$17,000	\$787 ⁰⁴	\$629 ⁶³
>16x32	\$18,200	\$842 ⁵⁹	\$674 ⁰⁷
>16x36	\$21,600	\$1,000 ⁰⁰	\$800 ⁰⁰
>16x40	\$23,200	\$1,074 ⁰⁷	\$859 ²⁶

> 16ft wide buildings not available in all areas

ANIMAL SHELTER SECURITY DEPOSITS

\$200: 8' & 10' wide buildings
 \$600: 12' wide buildings
 \$1,000: 14' wide buildings
 \$2,000: 16' wide buildings

CABANAS

8' side height



SIZE	CASH PRICE*	RENT TO OWN (36 MO)	RENT TO OWN (60 MO)**
10x12	\$5,925	\$274 ³¹	\$219 ⁴⁴
10x16	\$7,595	\$351 ⁶²	\$281 ³⁰
10x20	\$9,475	\$438 ⁶⁶	\$350 ⁹³
12x16	\$9,125	\$422 ⁴⁵	\$337 ⁹⁶
12x20	\$11,225	\$519 ⁶⁸	\$415 ⁷⁴
12x24	\$13,495	\$624 ⁷⁷	\$499 ⁸¹

CABANA SECURITY DEPOSITS
 \$200: 8' & 10' wide buildings
 \$600: 12' wide buildings

Not Available for Build On Site.

SIDE GABLES

Price is for 7' walls (6'3" avail)



SIZE	CASH PRICE*	RENT TO OWN (36 MO)	RENT TO OWN (60 MO)**
8x12	\$4,150	\$192 ¹³	\$153 ⁷⁰
10x12	\$5,070	\$234 ⁷²	\$187 ⁷⁸
10x16	\$6,100	\$282 ⁴¹	\$225 ⁹³
10x20	\$7,500	\$347 ²²	\$277 ⁷⁸
12x20	\$8,520	\$394 ⁴⁴	\$315 ⁵⁶
12x24	\$9,720	\$450 ⁰⁰	\$360 ⁰⁰

Not Available for Build On Site.

CHICKEN COOPS

Wall height is 6'3"



SIZE	CASH PRICE*	RENT TO OWN (36 MO)	RENT TO OWN (60 MO)**
6x8	\$3,850	NA	NA
6x12	\$4,470	NA	NA
8x8	\$4,820	NA	NA
8x12	\$5,570	NA	NA
8x16	\$6,700	NA	NA

Extended Nesting Box (Set of 6) Add \$300

Not Available for Build On Site.

OPTIONS & ADD-ONS

WINDOWS & DOORS

18" Octagonal Window	\$140
24" x 27" Loft Window (In loft only; does not fit above Garages)	\$140
2'x3' Single Pane Window	\$140
2'x3' Double Pane Window	\$240
3'x3' Single Pane Window	\$160
3'x3' Double Pane Window	\$310
Shutter Trim (Per window)	\$60
10"x35" Window (Fits 4' single barn door)	\$125
10"x29" Window (Fits 3' single & double barn door)	\$105
Single 3' Barn Door	\$110
Single 3' Barn Door With Window	\$215
Single 4' Barn Door	\$140
Single 4' Barn Door With Window	\$265
Double Barn Doors	\$220
Double Barn Doors With Windows	\$430
Solid House Door (Opens in & to the right only)	\$475
9-Lite House Door (Opens in & to the right only)	\$615
Opening Loft Door (Lofted Barns only)	\$90
8' wide x 7' tall Garage Door (Wall must be at least 10' wide x 8' tall) (12" on center floor joists included) (10' wide require 2 additional skids)	\$1,070
9' wide x 7' tall Garage Door (Wall must be at least 12' wide x 8' tall) (12" on center floor joists included)	\$1,085

PAINT & URETHANE OPTIONS

One Standard Paint Color on Siding & Trim	Free
Upgrade to Urethane or Custom Paint on Siding & Trim (on 8' & 10' wide)	Add \$100
Upgrade to Urethane or Custom Paint on Siding & Trim (on 12' or wider)	Add \$200
Each Additional Standard Paint Color (on trim, doors, and/or shutters)	\$70
Upgrade to Urethane (on doors and/or shutters only)	Add \$75
Upgrade to Custom Paint Color (on trim, doors and/or shutters)	Add \$75

FLOORING OPTIONS

Additional Skids (Each)	\$6/ft
3/4" Flooring	\$0.75/sq ft
2x6 Floor Joists (Standard on 14' & 16' wide buildings)	\$0.55/sq ft
12" On Center Floor Joists (Standard on Garages)	\$0.55/sq ft

SIDING OPTIONS

T1-11 Pressure Treated	No Charge
LP Smart Panel	No Charge

OTHER OPTIONS

House Wrap Vapor Barrier (On walls only)	\$1.75/sq ft
Tar Paper (Under roofing only. Recommended for shingle roofs.)	\$1.75/sq ft
7' Tall Walls (81" inside) (Lofted & Utilities)	\$175
8' Tall Walls (92" inside) (Utilities)	\$175
Workbench (Priced per foot of width)	\$17/ft
Shelves (3 tier) (Priced per foot of width)	\$17/ft
Loft (Priced per foot of depth)	\$28/ft
Extra Porch Post	\$50 each
Porch Railing	\$17/ft
6" Front & Back Roof Overhang (Gable End Walls)	\$345
7/12 Pitch (6' & 7' walls only) (Utility only) (8', 10' & 12' wide only)	\$345
16" On Center Trusses (Painted only)	\$0.40/sq ft
16" On Center Studs & Trusses (Treated only)	\$1.00/sq ft
Special Order Metal Roof Color	\$75
Sunburst Spindle Upgrade (Per Building)	\$50
Snow Load 140 PSF	\$3.50/sq ft

ANIMAL SHELTER OPTIONS

Additional Stalls (Requires minimum 12' of length per stall, not including tack room)	\$485 each
Tack Room (Per ft of building length)	\$130/ft
Interior Tack Room Placement	\$485